

@pps4Me

AÇANA

TEXTILE

CARE

Release 25.0.0

Last change: June 2025

© 2016-2025 CIMSoft, @pps4Me

A4
pps
Me



Table Of Contents

What Is «Açana Textile Care» ?	3
New In This Release	5
Application Start	6
Meaning Of Symbols.....	8
Share Meaning And Symbol	9
Care Instructions.....	11
Help Menu.....	13
More Apps From @pps4Me	14
Contact To Us	15
Copyright & General Terms And Conditions	16

WHAT IS

AÇANA

TEXTIL

CARE?



WHAT IS «AÇANA TEXTILE CARE» ?

Contains all current and all no longer valid symbols and their explanation, as well as general tips for washing and to manufacture its own soap.

Statement 54 laundry care symbols (ISO)

Statement 12 laundry care symbols (USA)

Statement 22 laundry care symbols (JAPAN)

Furthermore, following care instructions are available:

- Detergent and fabric softener
 - Necessary detergents
 - Laundry detergent with bleaching substances
 - Color or stained laundry detergent
 - Mild detergent
 - Unnecessary detergents
 - Laundry detergent for black clothing
 - Laundry detergent for sportswear
 - Hygiene cleanser
 - Fabric softener
- Liquid or powder
- Basic care instructions
 - Active textiles

WHAT IS AÇANA TEXTIL CARE?



- Cotton
- Leather
- Silk
- Synthetic fibres
- Viscose
- Wool
- The biggest mistakes when washing
- Dry laundry
 - Drying generally
 - Drying in the open air
 - Drying with a fan
 - Drying on the radiator
 - Drying in a room
 - Drying in the dryer

«TextilCare» is also available for [available for iOS](#).

NEW IN

THIS RELEASE



NEW IN THIS RELEASE

New features:

- Adaptation to current OS
- Various minor improvements
- Facebook and Twitter removed from the menu

Bug fixes:

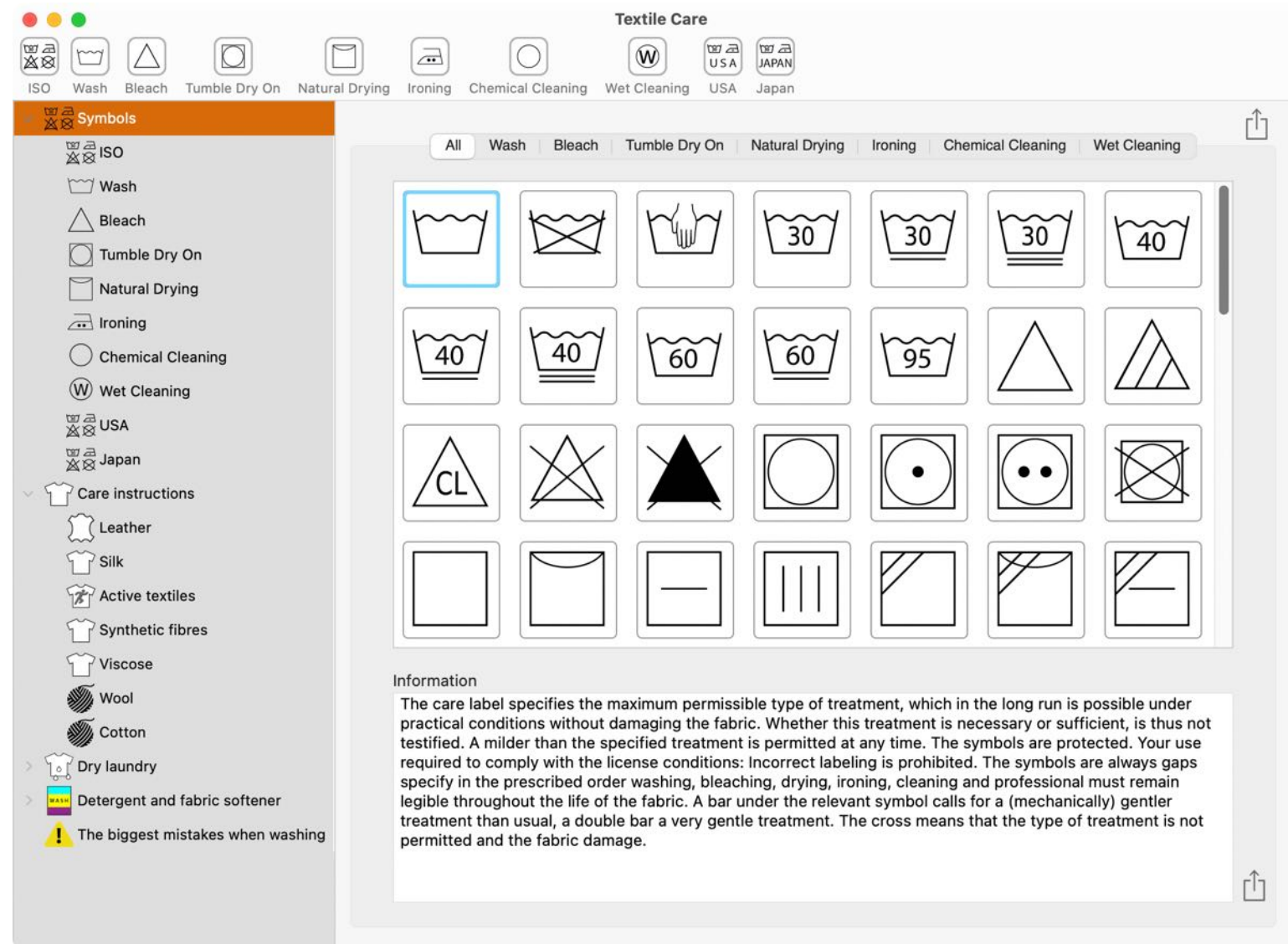
- None

APPLICATION START

APPLICATION START

After the application start you can see these categories in the main window.

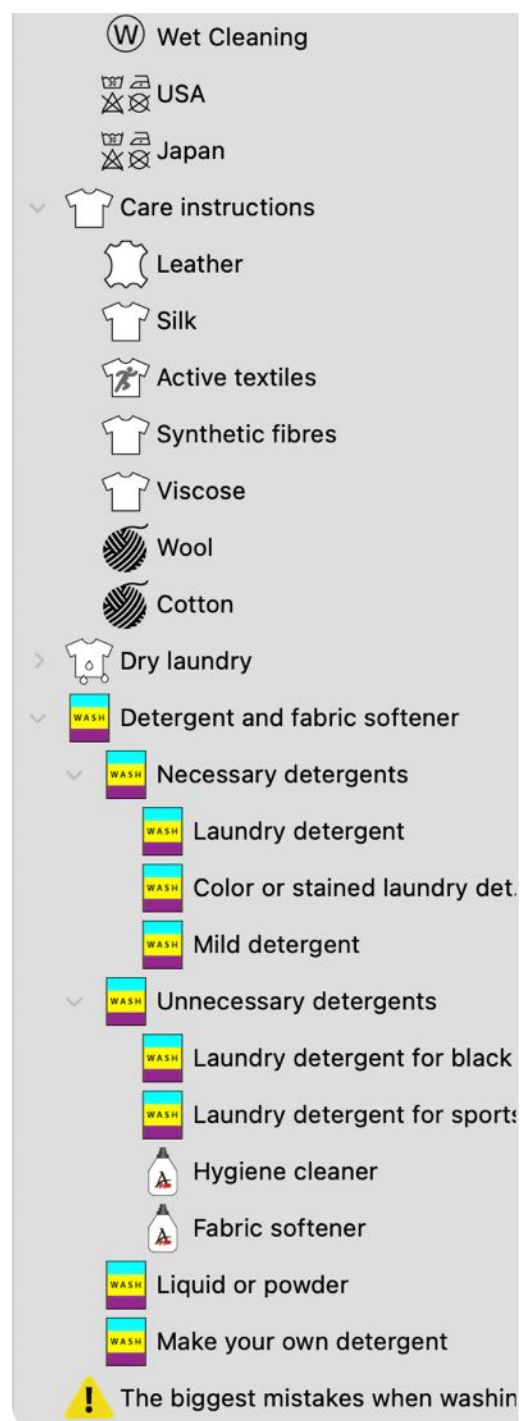
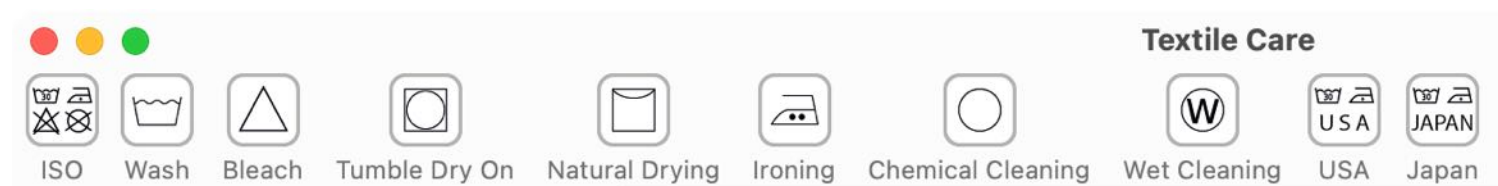
- All
- Wash
- Bleach
- Tumble Dry On
- Natural Drying
- Ironing
- Chemical Cleaning
- Wet Cleaning
- USA
- Japan



APPLICATION START



On the top you can find the toolbar menu and on the left in the tree view menu next to the symbols there a many Textile Care instructions.









SHARE MEANING AND SYMBOL







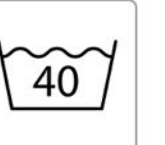










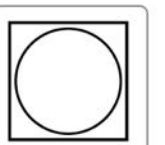
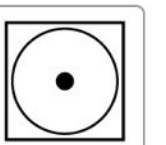

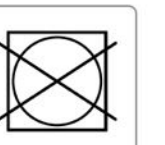


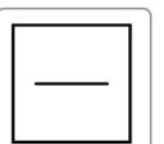

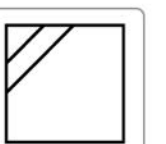
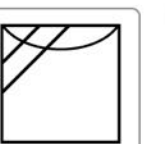

SHARE MEANING AND SYMBOL

You can share the meaning and the symbol with the sharing services that are available on your system.

Textile Care

 Natural Drying
  Ironing
  Chemical Cleaning
  Wet Cleaning
  USA
  Japan

All Wash Bleach Tumble Dry On Natural Drying Ironing Chemical Cleaning Wet Cleaning

Information

The care label specifies the maximum permissible type of treatment, which in the long run is possible under practical conditions without damaging the fabric. Whether this treatment is necessary or sufficient, is the responsibility of the user. A milder treatment than the specified treatment is permitted at any time. The symbols are protected. Your use of the symbols is subject to the license conditions: Incorrect labeling is prohibited. The symbols are always gaps specifying the type of treatment: washing, bleaching, drying, ironing, cleaning and professional must remain legible throughout the life of the garment. Under the relevant symbol calls for a (mechanically) gentler treatment than usual, a double bar a v means that the type of treatment is not permitted and the fabric damage.

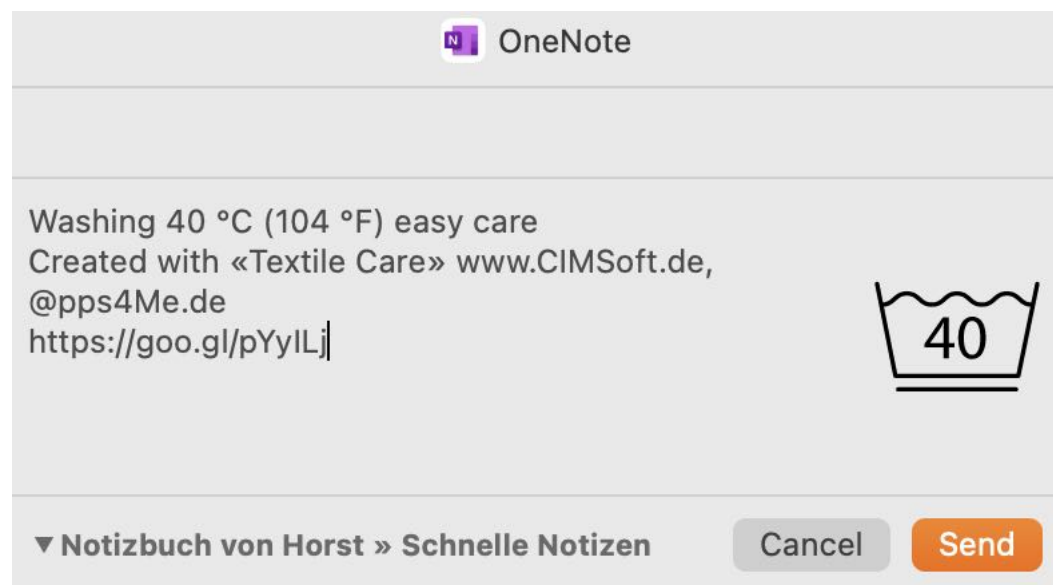
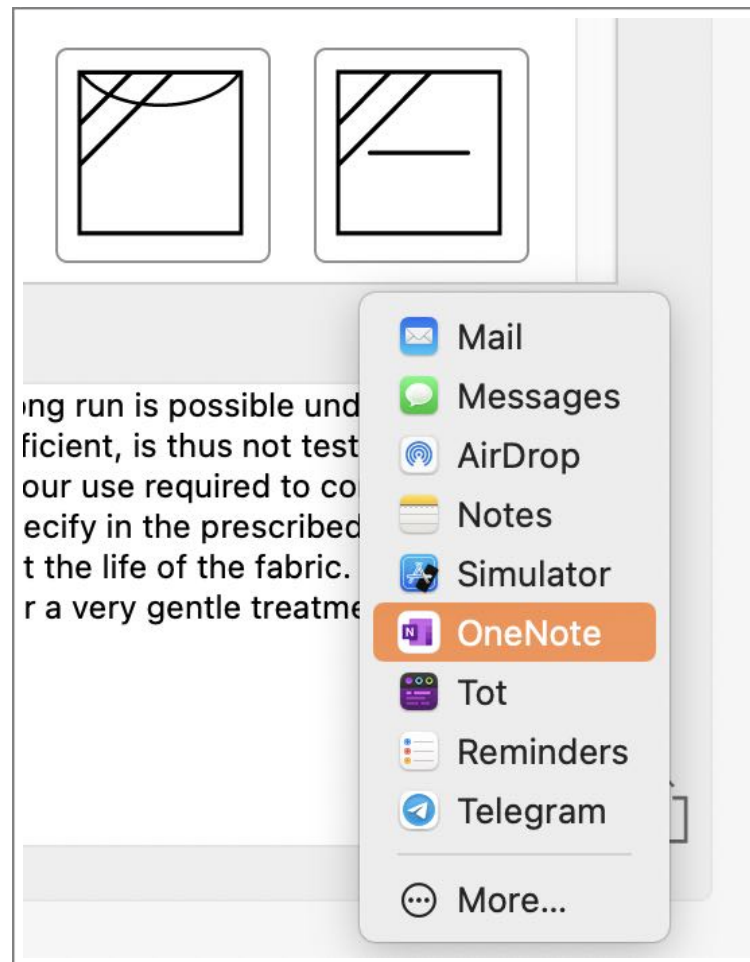
Sharing symbol



SHARE MEANING AND SYMBOL



Select a sharing service.



CARE INSTRUCTIONS



CARE INSTRUCTIONS

In the category „Care instructions“ you get useful tips and instructions for your laundry:

- Detergent and fabric softener
 - Necessary detergents
 - Laundry detergents
 - Color or stained laundry detergents
 - Mild detergents
 - Unnecessary detergents
 - Laundry detergent for black clothing
 - Laundry detergent for sportswear
 - Hygiene cleaner
 - Fabric softener
 - Liquid or powder
- Care instructions
 - Active textiles
 - Cotton
 - Leather
 - Silk
 - Synthetic fibres
 - Viscose
 - Wool

CARE INSTRUCTIONS

- The biggest mistakes when washing
- Drying laundry
 - Drying generally
 - Drying in the open air
 - Drying with a fan
 - Drying on the radiator
 - Drying in a room
 - Drying in the dryer



Textile Care

ISO Wash Bleach Tumble Dry On Natural Drying Ironing Chemical Cleaning Wet Cleaning USA Japan

Wet Cleaning

USA

Japan

Care instructions

Leather

Silk

Active textiles

Synthetic fibres

Viscose

Wool

Cotton

Dry laundry

Detergent and fabric softener

Necessary detergents

Laundry detergent

Color or stained laundry det.

Mild detergent

Unnecessary detergents

Laundry detergent for black

Laundry detergent for sport

Hygiene cleaner

Fabric softener

Liquid or powder

Make your own detergent

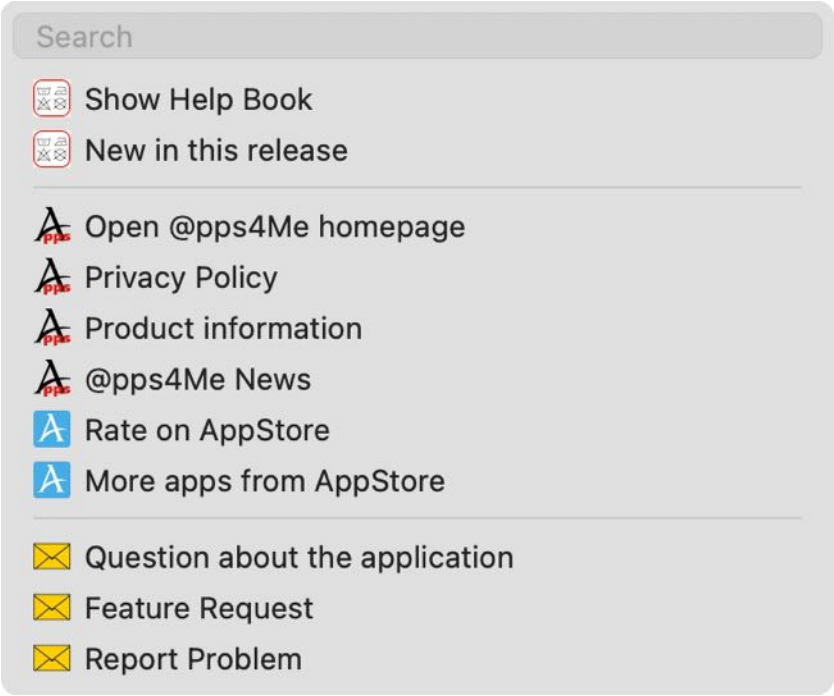
The biggest mistakes when washin

All Wash Bleach Tumble Dry On Natural Drying Ironing Chemical Cleaning Wet Cleaning

Information

Washing 40 °C (104 °F) delicate wash very gently, wool, wool spinning, do not spin

These features are available in the help menu.



MORE APPS
FROM
@PPS4ME

MORE APPS FROM @PPS4ME

Click [here](#) for more apps from @pps4Me.



CONTACT TO US

CONTACT TO US

If you still have unanswered questions, please send us an e-mail at Contact@Support. Or visit our [Homepage](#).



COPYRIGHT & GENERAL TERMS AND CONDITIONS

COPYRIGHT & GENERAL TERMS AND CONDITIONS

General Terms and conditions for the use of this help book.

I. Right-holders, copying, Copyright

1. The copyright of this help book is by CIMSoft, @pps4Me, Horst Jehle, Bahnhofstraße 21, 71063 Sindelfingen, Germany (hereinafter referred to as "author"). The Copyright refers to the graphics, the text as well as the electronic source text to graphics and all texts as a whole.
2. In the source text of the template (template) is the copyright of the author. This Copyright notice © in the source text of the manual must not be removed. Already the removal of copyright constitutes copyright infringement and may be punishable by law.

Add your own copyright notice is not permitted.

3. The provision of this manual with download option on their own or third party websites, the reproduction and copying to CD's/DVD's or other data carriers for the purpose of disclosure to third parties both paid and free of charge (except for personal use) as well as a direct link to the download files is prohibited.

4. With the download of this manual, the user acknowledges the terms and conditions of use.

II. Free private use

1. This help book is free to personal, private, non-commercial purposes.
2. With the download of this manual, the user receives the right to use the manual for the purposes of this Terms of use. The property rights in the content fully remain with the author.

III. Commercial pay use

1. Commercial and thus pay use for the purposes of this Terms of use is when to book a private or third acquisition business regardless of the size advertised in any way, pay services under a single URL provided.



COPYRIGHT & GENERAL TERMS AND CONDITIONS



IV. Scope of the commercial use

1. The use of this help book is only permitted for a company. The right of use expires with the use at another company or a subsidiary or parent company. The right of use is each registered Company to acquire new or pending business.
2. With every purchase of the manual is the internet address (URL) under the manual goes online
3. For any use in accordance with Section IV of the terms of use is a one-time fee for usage numbers. The amount of the remuneration of utilisation can be requested via [E-Mail](#).
4. Upon payment of the one-time usage fee, the user merely acquires the right of use within the meaning of these Terms of Use. Ownership of the manual remains with the author without restriction.
5. With one-time payment of the remuneration of utilisation of the user acquires only the right of use for the purposes of this Terms of use. The ownership of the manual fully remains with the author.
6. Any commercial user will receive a VAT invoice.

V. Copyright Infringement

1. Any copyright infringement will be prosecuted. The author, a lawyer will always help. Be asserted in the context of provisional legal protection - if necessary - injunctive-, information- and claims for damages.
2. A copyright infringement is if the manual with criminal content by the users or by third parties. The author is displayed next to the assertion of civil claims immediately after having regard to criminal report.
3. Responsible in the sense of the UrhG and these terms and conditions, in addition to the owner of the company or the industry for non-existing persons identity of the creator of the website using this book is offered for download or in any other manner.
4. Information about the legality of a planned use of the book given by the author. The contact data the author can be seen in the [imprint](#) on the web page.

VI. Liability

COPYRIGHT & GENERAL TERMS AND CONDITIONS

The author assumes no liability whatsoever, regardless of the legal grounds, arising out of the use and/or the use of the book or in any other way in connection with the acquisition, exploitation and use of the book could be deducible, except in cases of intent or gross negligence.

The brand names used in this manual are registered trademarks of their respective owners.

